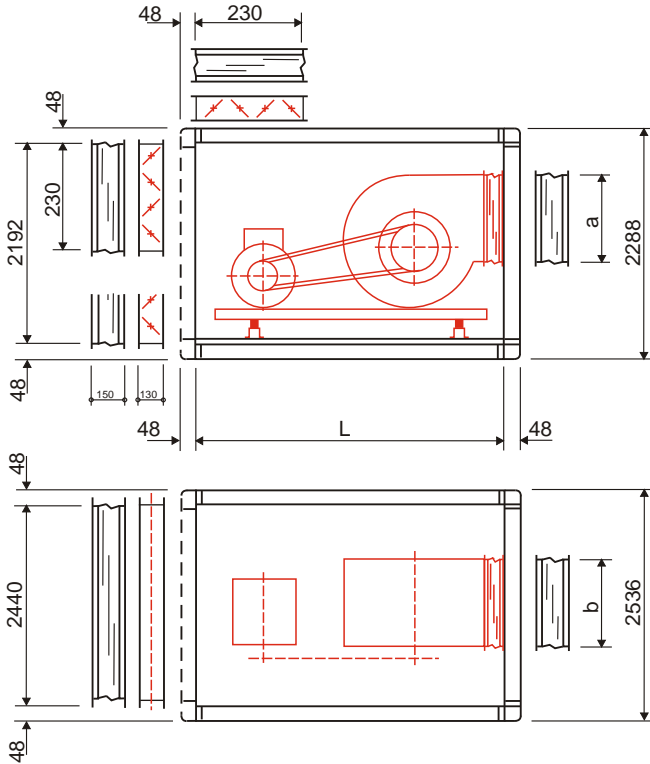
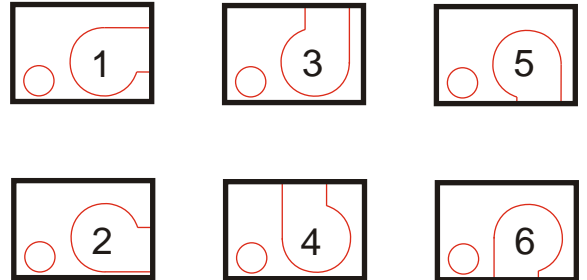




V Ventilatorteil

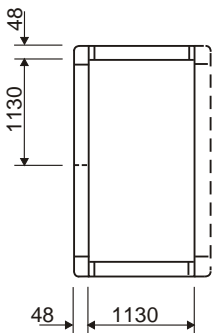


Ausblasstellungen

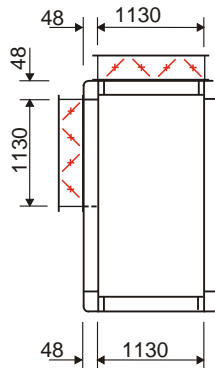


| Vent.-type | Ausblasst. | Motorgröße | | | a/b |
|------------|------------|--------------------------|------|------|------|
| | | 160 | 225 | 280 | |
| | | Ventilatorgehäuselänge L | | | |
| 800 | 1,2 | 2135 | 2135 | | 1024 |
| | 3-6 | 2135 | 2440 | | 1007 |
| 900 | 1,2 | 2135 | 2135 | 2440 | 1147 |
| | 3-6 | 2440 | 2440 | 2745 | 1130 |
| 1000 | 1,2 | 2135 | 2440 | 2440 | 1284 |
| | 3-6 | 2440 | 2745 | 2745 | 1267 |

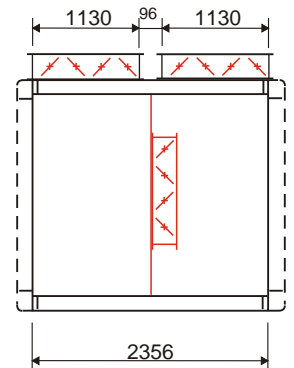
A Ansaugteil



M Mischteil

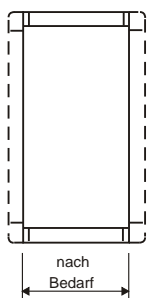


M2 Doppelmischteil

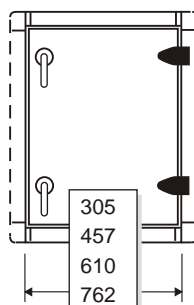


Klappen der Ansaug- und Mischteile auf Wunsch mit den Massen 1240 oder 1465 an Stelle von 1130 mm (Achtung ! Bauteillängen entsprechend anpassen).

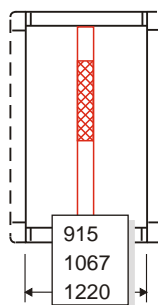
L Leerteil



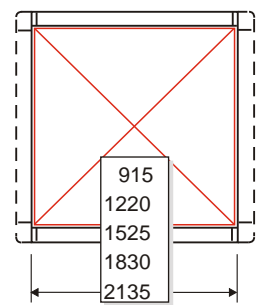
LB Leerteil mit Bedientür



P Prallplatten-diffusor

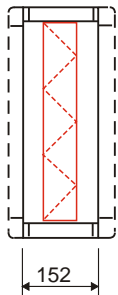


SD Schalldämpfer

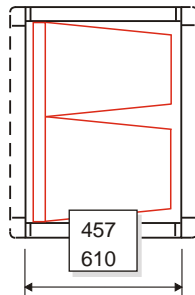




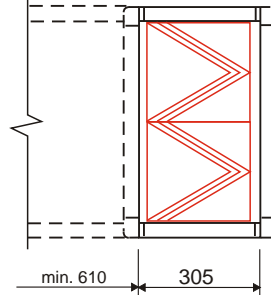
KF Kassetten-
filterteil



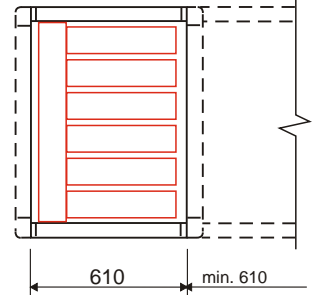
TF Taschen-
filterteil



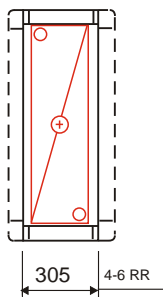
AF Absolut-
filterteil



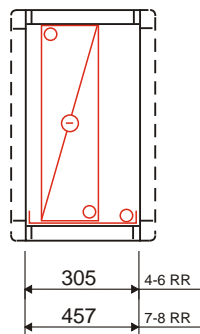
AKF Aktivkohle-
filterteil



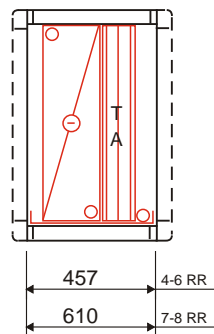
EH Erhitzer-
teil



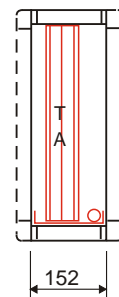
KH Kühler-
teil



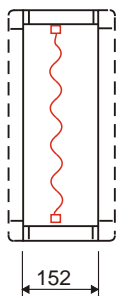
KHT Kühler-
teil mit TA



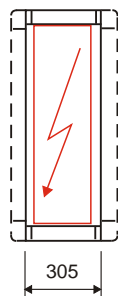
TA Tropfen-
abscheider



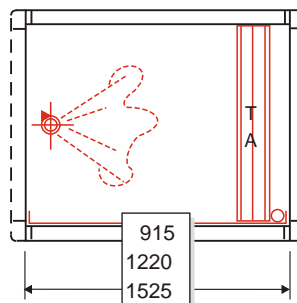
FS Frost-
schutz



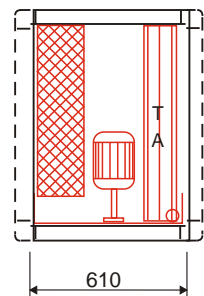
EE El.-
Erhitzer



DB Dampf-
befeuchter



OB Oberflächen-
befeuchter



Maßliche Änderungen vorbehalten. Die angegebenen Abmessungen sind Vorschläge und nicht bindend.
Die flexible WEGER Fertigung erlaubt Gerätefertigung "nach Maß"