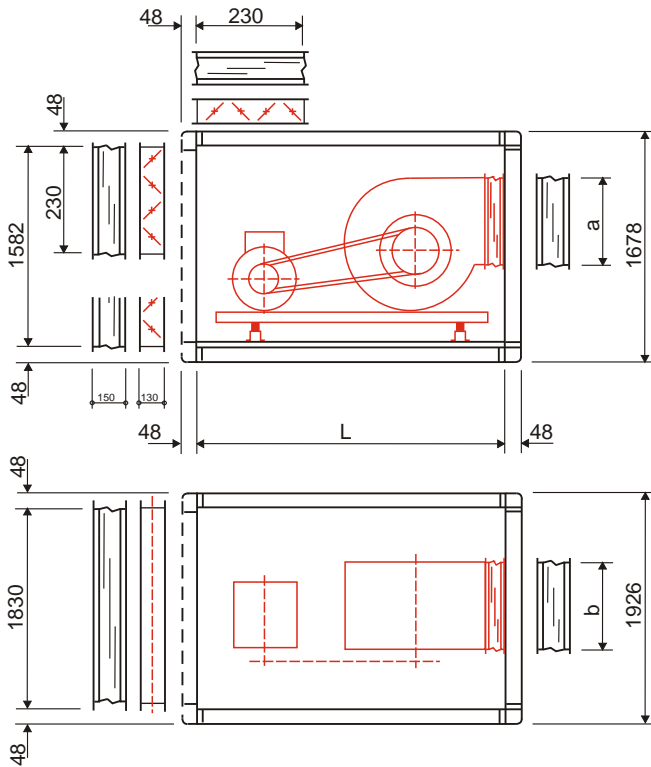
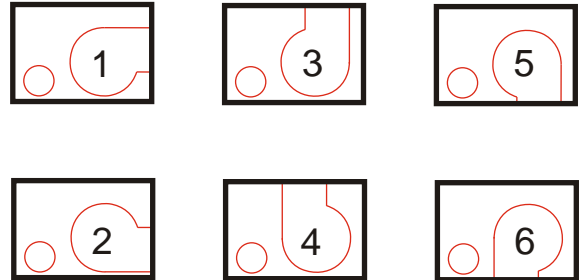




## V Ventilatorteil

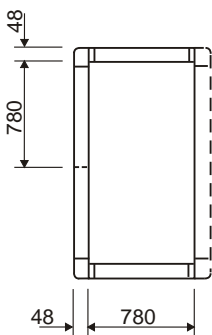


## Ausblasstellungen

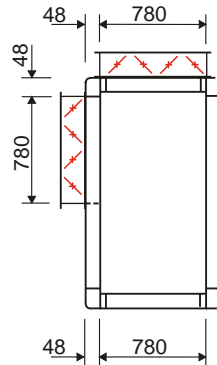


Vent.-type	Ausblasst.	Motorgröße			a/b
		132	180	225	
500	1,2	1525	1525		638
	3-6	1525	1830		
560	1,2	1525	1525	1830	732
	3-6	1525	1830	1830	715
630	1,2	1525	1525	1830	818
	3-6	1525	1830	1830	801
710	1,2	1830	1830	2135	915
	3-6	1830	2135	2135	898

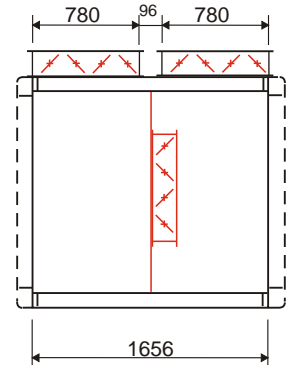
## A Ansaugteil



## M Mischteil

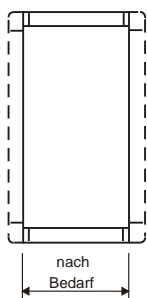


## M2 Doppelmischteil

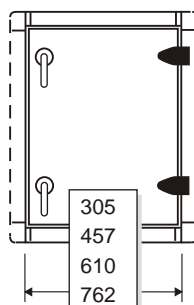


Klappen der Ansaug- und Mischteile auf Wunsch mit Maß 900 an Stelle von 780 mm (Achtung ! Bauteillängen entsprechend anpassen).

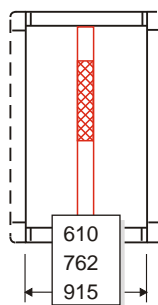
## L Leerteil



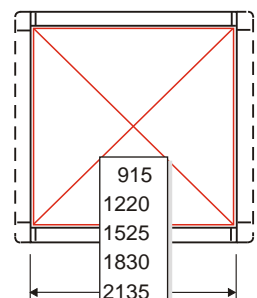
## LB Leerteil mit Bedientür



## P Prallplatten-diffusor

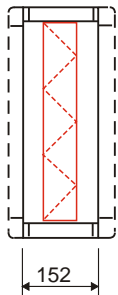


## SD Schalldämpfer

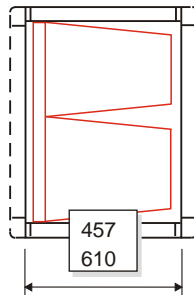




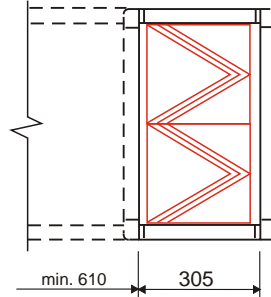
**KF** Kassetten-  
filterteil



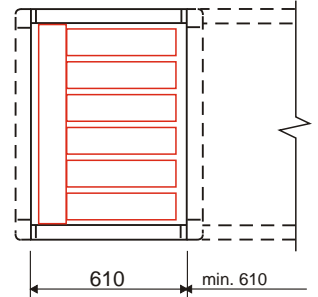
**TF** Taschen-  
filterteil



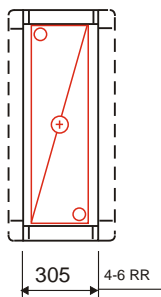
**AF** Absolut-  
filterteil



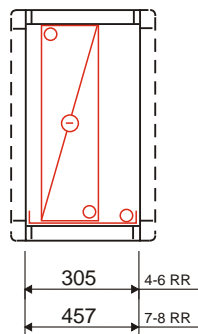
**AKF** Aktivkohle-  
filterteil



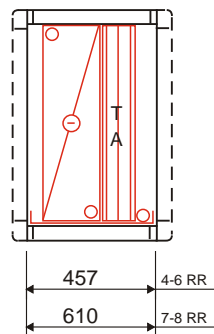
**EH** Erhitzer-  
teil



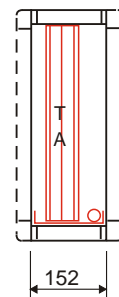
**KH** Kühler-  
teil



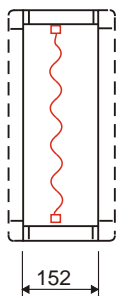
**KHT** Kühler-  
teil mit TA



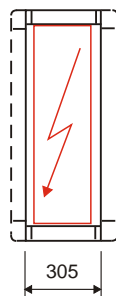
**TA** Tropfen-  
abscheider



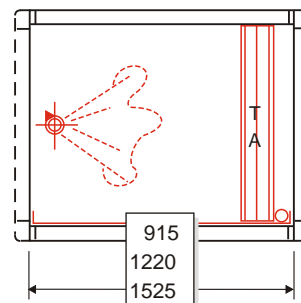
**FS** Frost-  
schutz



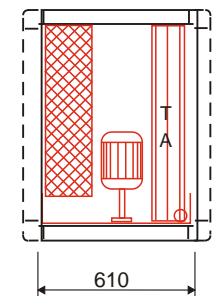
**EE** El.-  
Erhitzer



**DB** Dampf-  
befeuchter



**OB** Oberflächen-  
befeuchter



Maßliche Änderungen vorbehalten. Die angegebenen Abmessungen sind Vorschläge und nicht bindend.  
Die flexible WEGER Fertigung erlaubt Gerätefertigung "nach Maß"