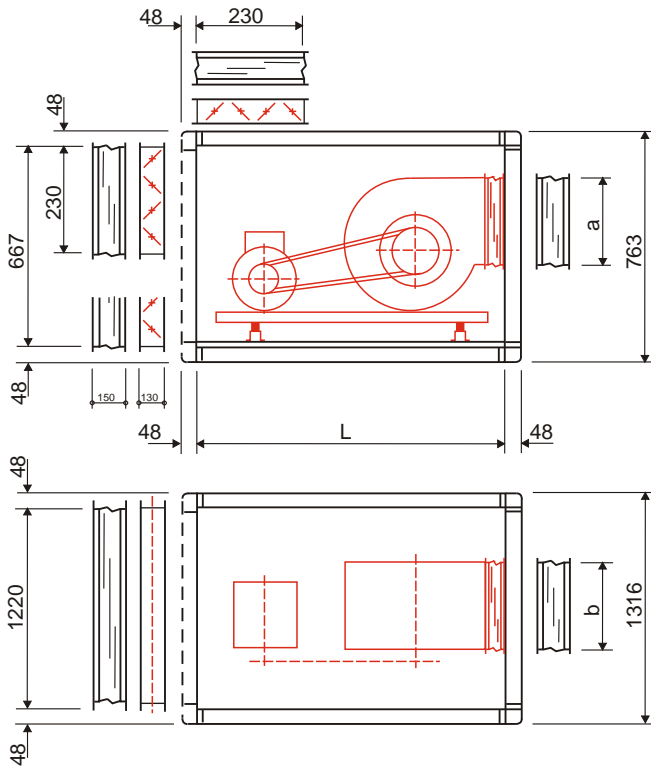
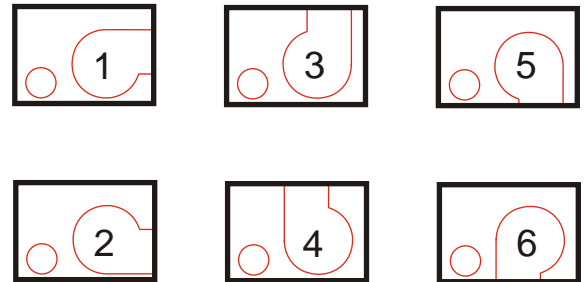




## V Ventilatorteil

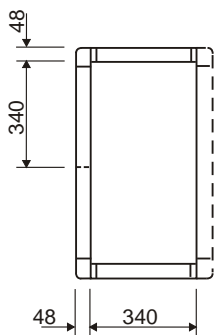


## Ausblasstellungen

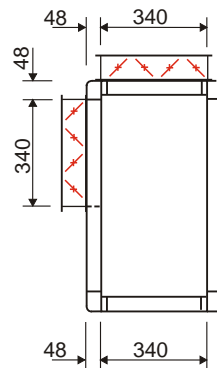


Vent.- type	Ausblasst.	Motorgroße		a/b
		71-112	132	
		Ventilatorgehäuselänge L		
250	1-6	915	1220	322
280	1-6	915	1220	361
315	1-6	915	1220	404

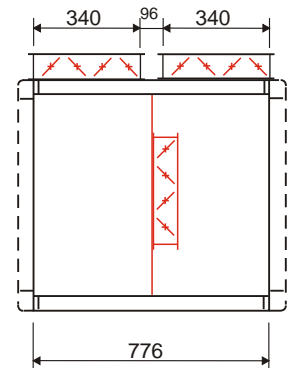
## A Ansaugteil



## M Mischteil

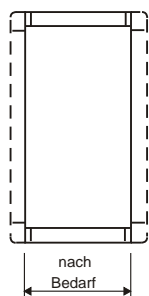


## M2 Doppelmischteil

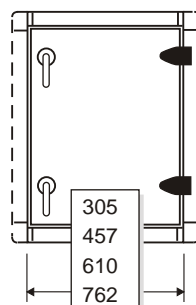


Klappen der Ansaug- und Mischteile auf Wunsch mit den Massen 455 oder 570 an Stelle von 340 mm (Achtung ! Bauteillängen entsprechend anpassen).

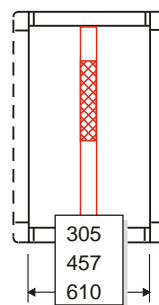
## L Leerteil



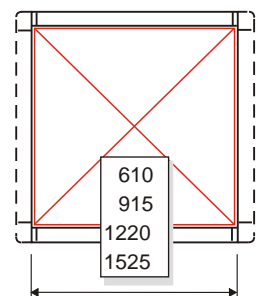
## LB Leerteil mit Bedientür



## P Prallplatten-diffusor

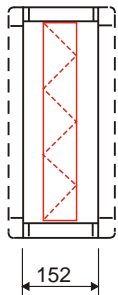


## SD Schalldämpfer

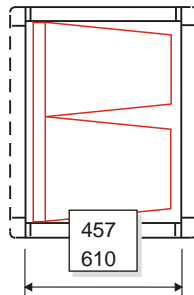




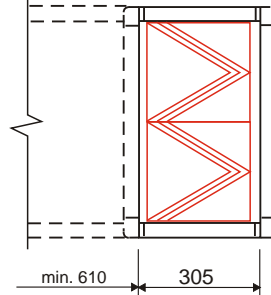
**KF** Kassetten-  
filterteil



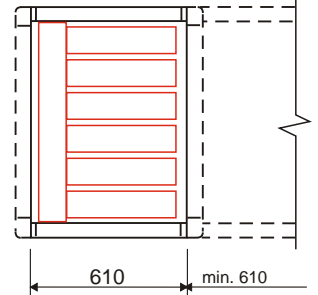
**TF** Taschen-  
filterteil



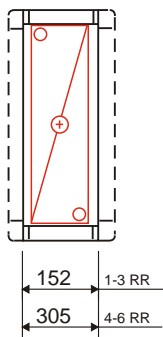
**AF** Absolut-  
filterteil



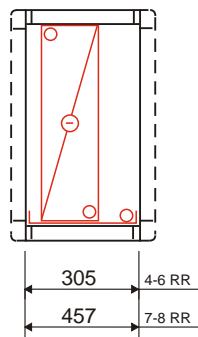
**AKF** Aktivkohle-  
filterteil



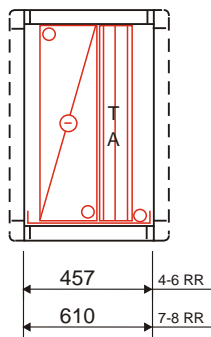
**EH** Erhitzer-  
teil



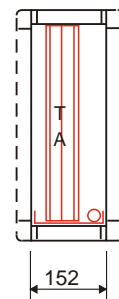
**KH** Kühlerteil



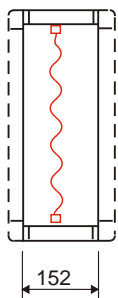
**KHT** Kühlerteil  
mit TA



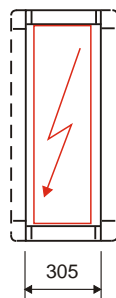
**TA** Tropfen-  
abscheider



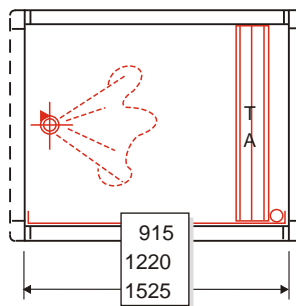
**FS** Frost-  
schutz



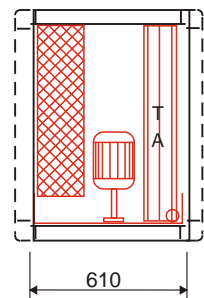
**EE** El.-  
Erhitzer



**DB** Dampf-  
befeuchter



**OB** Oberflächen-  
befeuchter



Maßliche Änderungen vorbehalten. Die angegebenen Abmessungen sind Vorschläge und nicht bindend.  
Die flexible WEGER Fertigung erlaubt Gerätefertigung "nach Maß"