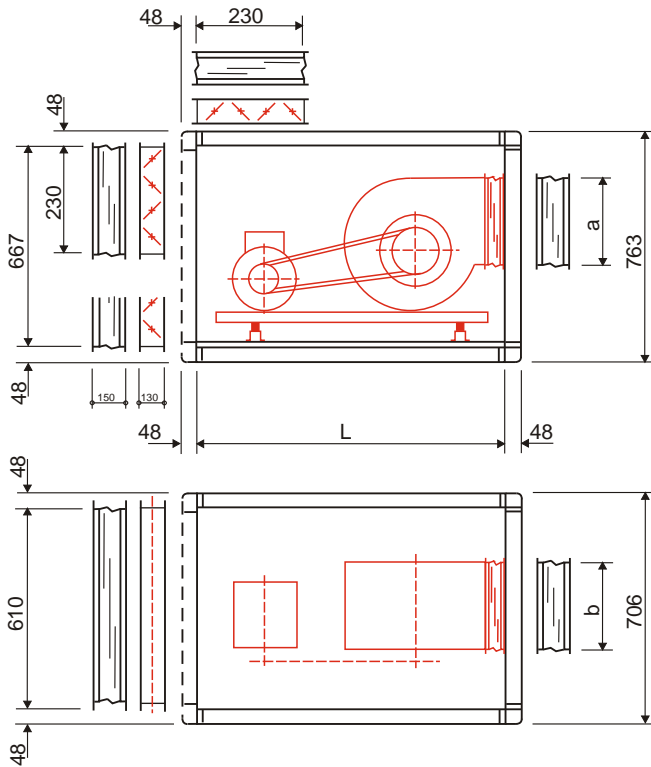
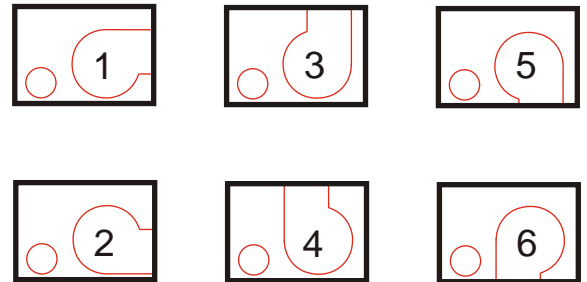




## V Ventilatorteil

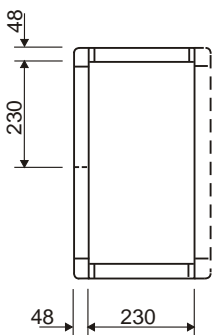


## Ausblasstellungen

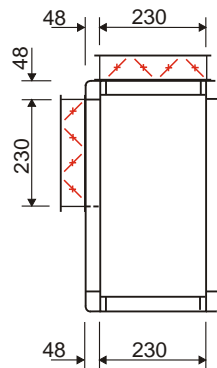


Vent.- type	Ausblasst.	Motorgröße		a/b
		71-112	132	
		Ventilatorgehäuselänge L		
200	1-6	915		256
225	1-6	915		290
250	1-6	915		322

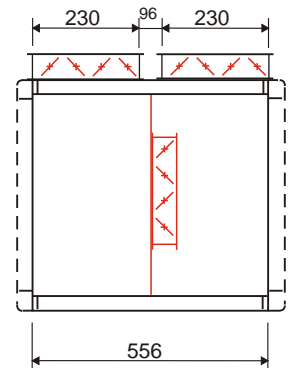
## A Ansaugteil



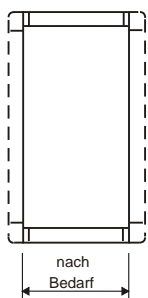
## M Mischteil



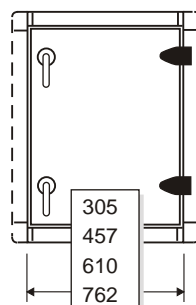
## M2 Doppelmischteil



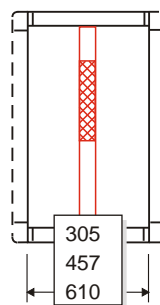
## L Leerteil



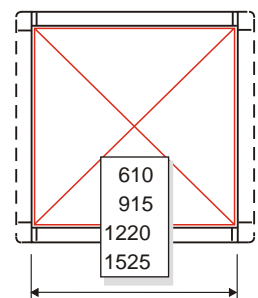
## LB Leerteil mit Bedientür



## P Prallplatten-diffusor

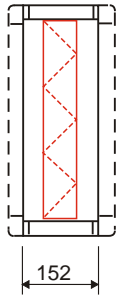


## SD Schalldämpfer

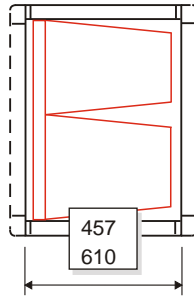




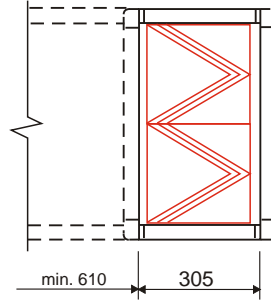
**KF** Kassetten-  
filterteil



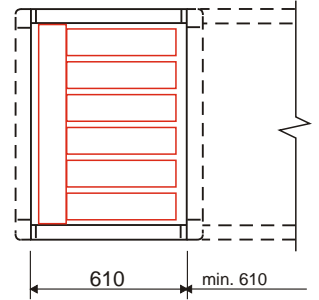
**TF** Taschen-  
filterteil



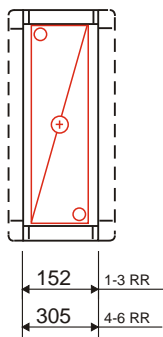
**AF** Absolut-  
filterteil



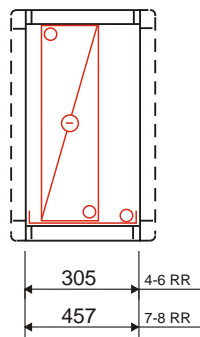
**AKF** Aktivkohle-  
filterteil



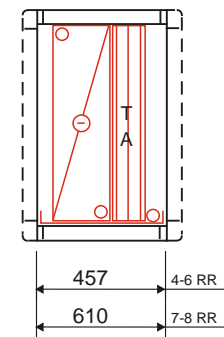
**EH** Erhitzer-  
teil



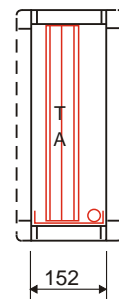
**KH** Kühler-  
teil



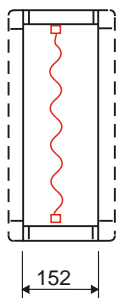
**KHT** Kühler-  
teil mit TA



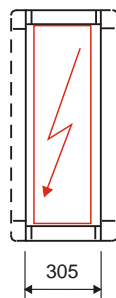
**TA** Tropfen-  
abscheider



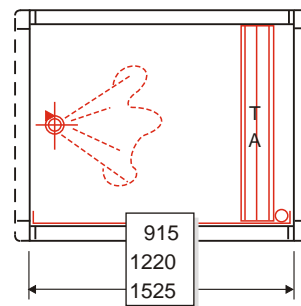
**FS** Frost-  
schutz



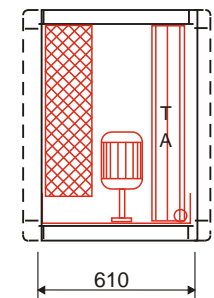
**EE** El.-  
Erhitzer



**DB** Dampf-  
befeuchter



**OB** Oberflächen-  
befeuchter



Maßliche Änderungen vorbehalten. Die angegebenen Abmessungen sind Vorschläge und nicht bindend.  
Die flexible WEGER Fertigung erlaubt Gerätefertigung "nach Maß"