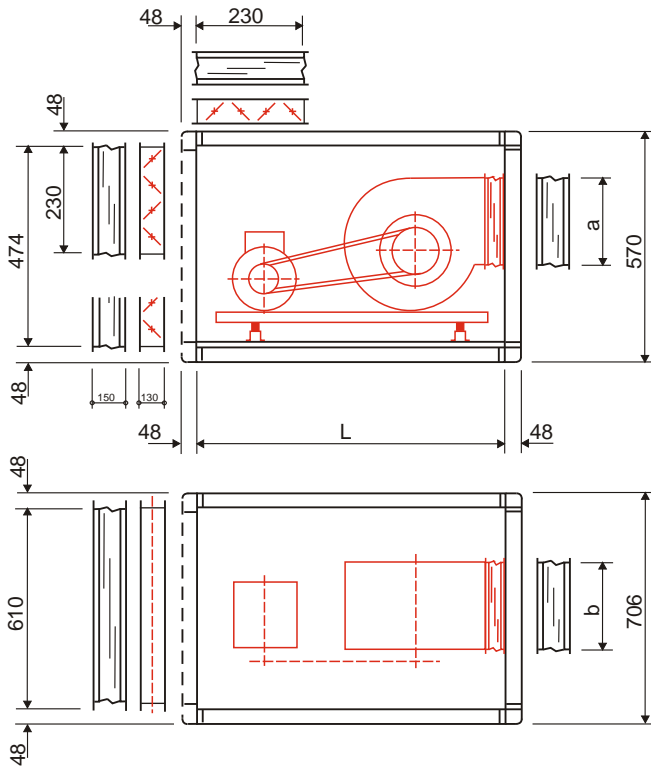
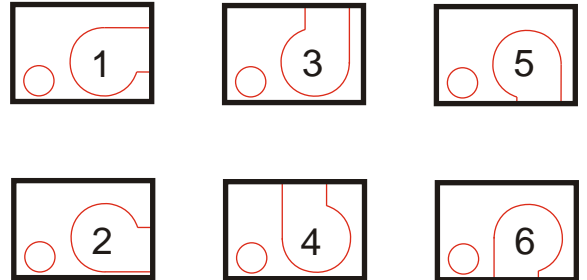




V Ventilatorteil

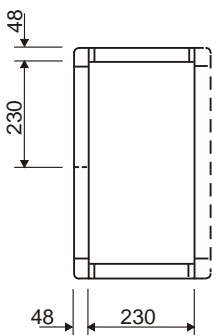


Ausblasstellungen

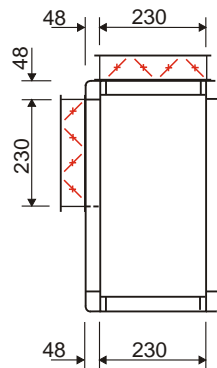


Vent.- type	Ausblasst.	Motorgröße		a/b
		71-112	132	
		Ventilatorgehäuselänge L		
160	1-6	762		205
180	1-6	915		230
215	1-6	915		322

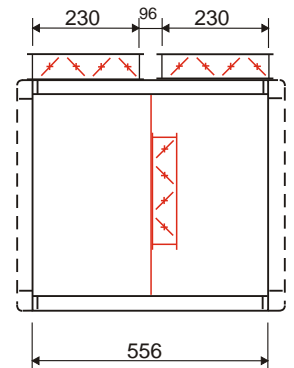
A Ansaugteil



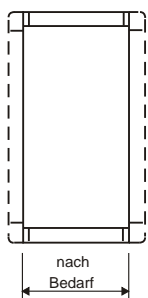
M Mischteil



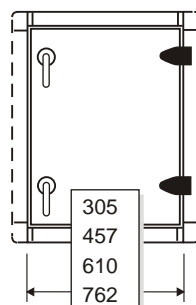
M2 Doppelmischteil



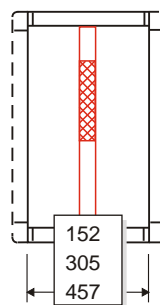
L Leerteil



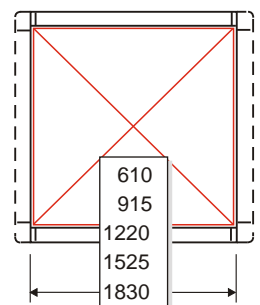
LB Leerteil mit Bedientür



P Prallplatten-diffusor

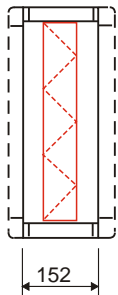


SD Schalldämpfer

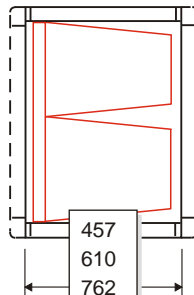




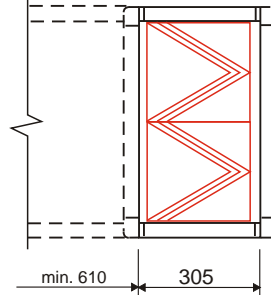
KF Kassetten-
filterteil



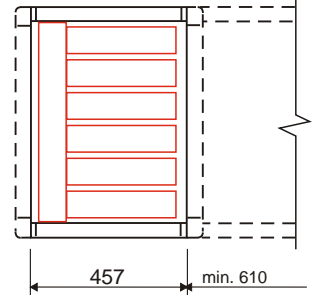
TF Taschen-
filterteil



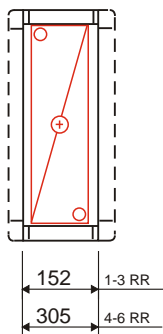
AF Absolut-
filterteil



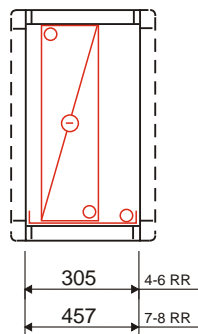
AKF Aktivkohle-
filterteil



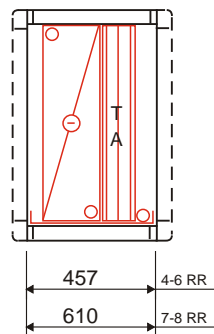
EH Erhitzer-
teil



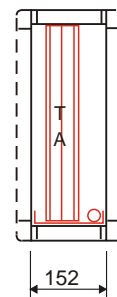
KH Kühler-
teil



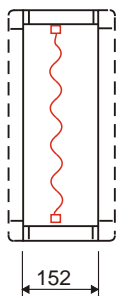
KHT Kühler-
teil mit TA



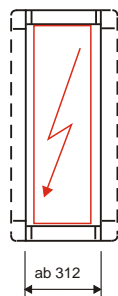
TA Tropfen-
abscheider



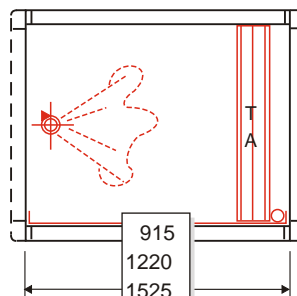
FS Frost-
schutz



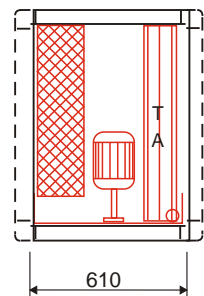
EE El.-
Erhitzer



DB Dampf-
befeuchter



OB Oberflächen-
befeuchter



Maßliche Änderungen vorbehalten. Die angegebenen Abmessungen sind Vorschläge und nicht bindend.
Die flexible WEGER Fertigung erlaubt Gerätefertigung "nach Maß"